



Designed for Easy Care and Cleaning


- All Hunter Douglas window coverings are made for a lifetime of wear-resistant, trouble-free performance.
- Many shade fabrics are specially treated to repel dust and dirt.
- Aluminum horizontal blinds are treated with Dust Shield™, an anti-static paint additive that inhibits dust build-up.
- Detailed cleaning instructions are included with every Hunter Douglas window fashion.
- See the Care and Cleaning Chart on the final two pages for additional care and maintenance recommendations for most Hunter Douglas window treatments.



Recommended Cleaning Methods

- **Dusting.** Regular light dusting maintains a like-new appearance of most blinds, shades, shadings, shutters and sheers.

Dusting
- **Vacuuming.** For deeper cleaning, vacuum gently with the **brush attachment** of any vacuum cleaner. Most products may be vacuumed using a vertical stroke with the exception of Luminette® Privacy Sheers.

Vacuuming
- **Compressed air or hair dryer (non-heat setting).** Use to blow dust off selected window coverings.
- **Spot-cleaning.** Spot-clean shades and blinds with soft cloth or sponge moistened with lukewarm water. Add mild detergent if needed. Blot gently to avoid creasing or damaging the fabric. Rubbing can damage fabrics. Spot-cleaning may result in cleaner areas.

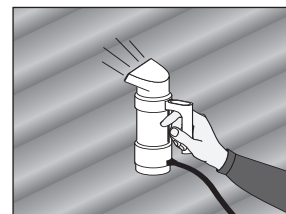
Spot-Cleaning
- **Stain-finished wood blinds.** Water may damage the surface, so use lemon oil or wood preservative to clean.
- **Aluminum horizontal blinds.** Use an over-the-counter blind cleaner with a soft cloth.
- **Vinyl and aluminum vertical blinds.** Reduce build-up of static electricity by applying a very thin film of detergent on all slats and vanes.
- **Bathtub cleaning/water immersion.** This method is used for Alternative Wood Blinds and Shapes, Modern Precious Metals® aluminum horizontal blinds and most, but not all, honeycomb fabrics (see the Care and Cleaning Charts).
 1. Immerse the entire shade assembly in lukewarm water with mild detergent. Wash for five minutes by gently moving liquid around with your fingers.
 2. Rinse with clear water.
 3. Close the shade before removing from rinse water.
 4. Hold rails and tilt the shade to allow excess water to drain off.
 5. Re-install the damp shade into window opening.
 6. Lower the shade all the way to allow it to dry completely.

Note: Honeycomb shades should be dried in the fully lowered position. Certain honeycomb fabrics should not be immersed in water. Please consult the Care and Cleaning Chart for more specific information.

- **Avoid dry cleaning.** Most soft alternative window treatments do not require frequent cleaning. A light dusting with a vacuum cleaner brush attachment on a regular basis will keep them looking new for years.
- **Ultrasonic cleaning.** Professional ultrasonic cleaning is recommended for several products. Do not use this method for: Alouette® LightLouvers; Country Woods® wood blinds; EasyGlide®, UltraGlide®, PowerRise® and LiteRise® systems; Jubilance® Roman shades; EverWood®, WoodMates®; Silhouette® Bon Soir™, The Matisse Collection® and Trés Vue™; motorized systems; Skyrise®, Simplicity™; Vertiglide™; Nantucket™ Misty Harbor™; metallized-backed shades or fabric-covered headrails.
- **On-Site injection/extraction cleaning system.** This type of cleaning injects a cleaning solution into the fabric and extracts the dirty solution in the same motion. It is a very effective way to deep clean your window treatments. The service is typically performed in the home so there is no need to remove the window treatments. One of the leading companies that provides this service is **On-Site Cleaners**. They have a national network of trained professionals that can clean any soft, fabric-based Hunter Douglas product including Luminette Privacy Sheers; Alouette LightLouvers (translucent Clair fabrics only); Silhouette window shadings (except The Matisse Collection); Nantucket and Vignette® Modern Roman Shades; and Duette® honeycomb shades. Dry method is recommended for certain fabrics.

To locate the **On-Site** dealer nearest you, check the yellow pages or simply call 1-800-598-9043. Hunter Douglas acknowledges these cleaning methods as being safe and effective. We cannot attest to the quality of equipment or services provided by any independent cleaning facility.

- **Steaming.** Steaming can be done to remove wrinkles from some fabrics. A hand-held travel size steamer that provides continuous steam is best. Heavy-duty steamers are not recommended.



Care and Cleaning Helpful Hints



The following “helpful hints” have been outlined by product category for your use.

PVC, Faux Wood or Vinyl Products

- To reduce static cling and help repel dust, wipe the product with dryer sheets.
- Do not use abrasive cleaners or chemical solvents, as they will scratch or damage the surface.

Wood Products

- Clean using a dry and soft feather duster, clean cloth, dust cloth or dusting mitt. A vacuum with the soft brush attachment can also be utilized.
- Ultrasonic cleaning or use of chemical solvents and scrubbing cleansers are not recommended. They will damage the product.
- Protect all fine wood products from exposure to steam or high moisture areas, rain or outside irrigation systems to ensure their long life.
- When cleaning any window, spray glass cleaner on a cloth rather than spraying directly on the window. This will prevent damage to the wood finish by splattering cleaner.

Cloth Tapes

- Spot-cleaning with fabric cleaning wipes found at your grocery store is recommended for all tapes. These will typically not leave a stain or discolor the tapes. We suggest a cleaning test on the underneath side of the blind where the tape wraps around the bottom rail where any stain would be the least visible.
- 100% polyester tapes **can** be spot-cleaned with cool distilled water using a clean white cloth. Support the trim from behind using another clean cloth that is dry. Use a gentle blotting action to clean the spot or soiled area. Rinse by blotting with clean distilled water. Let air dry. A gentle detergent can also be used on the 100% polyester trims. Spot-cleaning may result in cleaner areas.
- If the tape is shiny or has a luster, **DO NOT USE WATER**. It is most likely rayon or acetate. The result will be a water stain. Wipes are the best for all fiber contents.

Fabric Shades or Shadings

- Do **not** spot-clean Silhouette® or Nantucket™ window shadings.
- Do **not** use electrostatic cleaning devices, such as Pledge Grab-It™ or Swiffer™, on Silhouette or Nantucket window shadings, or on Vignette® EveScape™ room-darkening fabrics.
- Do **not** use magnetic cleaners such as a dusting mitt on room-darkening fabrics. This will cause damage to the room-darkening backing.
- Do **not** use the injection/extraction method to clean Silhouette or Vignette fabric-covered headrails.
- Vignette fabrics used as cut yardage may be laundered in home washing machines on a delicate wash cycle using delicate detergents. Dry the fabrics in home dryers on the cold, delicate setting. Fabrics may also be dry cleaned, if desired. (Under no circumstances should finished Vignette shadings be laundered.)
- When cleaning any window, spray glass cleaner on a cloth rather than spraying directly on the window. This will prevent damage to the fabrics by splattering cleaner.
- While some fabric window covering products may seem perfect for an outdoor setting, all are recommended for indoor use only.

Sheers

When choosing an ultrasonic cleaning technician for Luminette® sheer fabrics, be sure to ask:

- Have you ultrasonically cleaned Luminette Privacy Sheers for other customers?
- Do you have the proper equipment and Luminette product knowledge? The ultrasonic cleaning process requires the sheers to be removed from the home and transported back to the cleaning facility. And, sheers should be rolled on a tube during transport to minimize wrinkling and damage.
- Will the temperature of the bath water exceed 90°F? If the water temperature is higher than the recommendation, oxidation will occur in Evening Star® vanes.
- Is your tank long enough to accommodate the length of the sheer? (Very important.) The tank used should be **at least** as long as the height of the sheer to allow for cleaning without folding and wrinkling the vanes.

Questions?

Contact the dealer from whom you purchased the product, or call the Hunter Douglas

Customer Information Center at:

1-800-789-0331

7:00 AM to 6:00 PM MST, Monday through Friday.

HunterDouglas

hunterdouglas.com

Care and Cleaning Chart

	Dusting	Hand-Held Vacuuming	Compressed Air	Hair Dryer (Cool Setting)	Spot-Cleaning	Bathtub Cleaning/ Water Immersion	Ultrasonic Cleaning	Injection/Extraction Cleaning	Steaming
ALOUETTE® LIGHTLOUVERS									
Clair	•	•	•	•	•			•	
Clair de Lune™	•	•	•	•	•			•	
APPLAUSE® HONEYCOMB SHADES									
Casuelle™ Double Honeycomb	•	•	•	•	•	•		•*	
Casuelle 3/4" Semi-Opaque	•	•	•	•	•	•		•*	
Casuelle 3/4" Blackout	•	•	•	•	•	•		•*	
Casuelle 3/8" Semi-Opaque	•	•	•	•	•	•		•*	
Legends™ 3/8" Semi-Opaque	•	•	•	•	•	•	•	•	•
Legends 3/4" Blackout	•	•	•	•	•	•		•*	
Legends 3/8" Blackout	•	•	•	•	•	•		•*	
Legends Double Honeycomb	•	•	•	•	•	•	•	•	•
Puressence™ 3/4" Semi-Opaque	•	•	•	•	•	•		•	
BRILLIANCE® PLEATED SHADES									
Aries	•	•	•	•	•				
Castille FR	•	•	•	•	•				
Child's Play	•	•	•	•	•	•			
Corsica	•	•	•	•	•	•			
Day Dreams	•	•	•	•	•				
Falling Leaves	•	•	•	•	•	•			
Fiesta	•	•	•	•	•				
Heirloom	•	•	•	•	•	•			
Irish Linen	•	•	•	•	•	•			
Irish Linen Micro	•	•	•	•	•	•			
Kashmir	•	•	•	•	•	•			
Mardi Gras	•	•	•	•	•				
Marseille	•	•	•	•	•				
Masquerade	•	•	•	•	•	•			
Salisbury	•	•	•	•	•	•			
Sheer Delite	•	•	•	•	•	•			
Sherwood	•	•	•	•	•	•			
Shimmering Forest	•	•	•	•	•	•			
Subdue	•	•	•	•	•				
Trieste	•	•	•	•	•	•			
Twilight	•	•	•	•	•				
Venetian Crinkle	•	•	•	•	•				
Versailles	•	•	•	•	•	•			
CHALET WOODS®									
All Products	•	•	•	•	•	•			
COUNTRY WOODS® WOOD BLINDS									
All Products	•	•	•	•	•	•			
DUETTE® HONEYCOMB SHADES									
Artisan™ 1/2" Semi-Opaque	•	•	•	•	•	•		•	
Batiste Refined 3/4" Semi-Opaque	•	•	•	•	•	•		•†	
Batiste Textured 3/4" Semi-Opaque	•	•	•	•	•	•		•†	

	Dusting	Hand-Held Vacuuming	Compressed Air	Hair Dryer (Cool Setting)	Spot-Cleaning	Bathtub Cleaning/ Water Immersion	Ultrasonic Cleaning	Injection/Extraction Cleaning	Steaming
DUETTE HONEYCOMB SHADES (CONTINUED)									
Batiste 1/4" Semi-Opaque	•	•	•	•	•	•		•†	
Classic 3/8" Semi-Opaque	•	•	•	•	•	•		•	
Classic Eclipse™ 3/8" Opaque	•	•	•	•	•			•*	
Commercial 3/8" Semi-Opaque	•	•	•	•	•			•*	
Commercial 3/4" Semi-Opaque	•	•	•	•	•			•*	
Commercial 3/4" Opaque	•	•	•	•	•			•*	
Elite™ 3/4" Semi-Opaque	•	•	•	•	•	•	•	•	•
Elite Eclipse™ 3/4" Opaque	•	•	•	•	•			•*	
Encore™ Double Honeycomb	•	•	•	•	•	•	•	•	•
Expressions™ 3/4" Semi-Sheer	•	•	•	•	•	•	•	•	•
Majestic™ 1 1/4" Semi-Opaque	•	•	•	•	•	•	•	•	•
Majestic Eclipse™ 1 1/4" Opaque	•	•	•	•	•			•*	
Opalescence™ 3/4" Semi-Opaque	•	•	•	•	•	•		•*	
Panache™ 3/4" Semi-Opaque	•	•	•	•	•	•		•*	
Panache Encore™ Double Honeycomb	•	•	•	•	•	•	•	•*	
Phenomena™ Triple Honeycomb	•	•	•	•	•	•	•	•	•
Royale Refined™ 1/2" Semi-Opaque	•	•	•	•	•			•	
Royale Refined Eclipse™ 1/2" Opaque	•	•	•	•	•			•*	
Royale Textured™ 1/2" Semi-Opaque	•	•	•	•	•			•	
Whisper™ 3/4" Sheer	•	•	•	•	•	•	•	•	•
Whisper 1 1/4" Sheer	•	•	•	•	•	•	•	•	•
THE EVERWOOD® COLLECTION ALTERNATIVE WOOD BLINDS									
All Products	•	•	•	•	•	•			
HERITANCE® HARDWOOD SHUTTERS									
All Styles	•	•	•	•	•	•			
JUBILANCE® ROMAN SHADES									
Baja	•	•	•	•	•	•			
Bali	•	•	•	•	•	•			
Dakota	•	•	•	•	•	•			
Fiji	•	•	•	•	•	•			
Flora	•	•	•	•	•	•			
Floral Impressions	•	•	•	•	•	•			
Garden in Bloom	•	•	•	•	•	•			
Kauai	•	•	•	•	•	•			

* Dry method only.
 † For wet method, specify that no chemicals are to be used (water only).
 ‡ Do not immerse headrail in solution.

Care and Cleaning Chart (continued)

	Dusting	Hand-Held Vacuuming	Compressed Air	Hair Dryer (Cool Setting)	Spot-Cleaning	Bathtub Cleaning/ Water Immersion	Ultrasonic Cleaning	Injection/Extraction Cleaning	Steaming
JUBILANCE® ROMAN SHADES (CONTINUED)									
Milano	•	•	•	•	•				
Mohave	•	•	•	•	•				
New Orleans	•	•	•	•	•				
Painted Daisy	•	•	•	•	•				
Palazzo	•	•	•	•	•				
Raw Silk	•	•	•	•	•				
Sonora	•	•	•	•	•				
Sweet Pea	•	•	•	•	•				
Tick & Toile	•	•	•	•	•				
Traditions	•	•	•	•	•				
Tropical Breeze	•	•	•	•	•				
Umbria	•	•	•	•	•				
JUBILANCE DESIGNER SCREEN ROMAN SHADES									
Arbor Mist	•	•	•	•	•				
Exotic Hues	•	•	•	•	•				
Horizons	•	•	•	•	•				
Melbourne	•	•	•	•	•				
Mirage	•	•	•	•	•				
Serene	•	•	•	•	•				
Serene Piqué	•	•	•	•	•				
LUMINETTE® PRIVACY SHEERS									
All Fabrics	•	•	•	•	•	•	•	•	•
MODERN PRECIOUS METALS® ALUMINUM HORIZONTAL BLINDS									
All Products	•	•	•	•	•	•			
NANTUCKET™ WINDOW SHADINGS									
Beach House™	•	•	•	•		•†	•		
Front Street™	•	•	•	•		•†	•		
Misty Harbor™	•	•	•	•				•*	
Yacht Club™	•	•	•	•		•†	•		
PALM BEACH™ CUSTOM SHUTTERS									
All Products	•	•	•	•	•				
PROVENANCE® WOVEN WOOD SHADES									
Adelaide	•	•	•	•	•				
Haikou	•	•	•	•	•				
Hokkaido	•	•	•	•	•				
Kathay	•	•	•	•	•				
Mali	•	•	•	•	•				
Mandalay	•	•	•	•	•				
Mindanao	•	•	•	•	•				
Rustica	•	•	•	•	•				
Saipan	•	•	•	•	•				
Shogun	•	•	•	•	•				
Sumatra	•	•	•	•	•				
Tahiti	•	•	•	•	•				
REMEMBRANCE® WINDOW SHADES									
Baja	•	•	•	•	•				
Bali	•	•	•	•	•				
Cortina	•	•	•	•	•				
Dakota	•	•	•	•	•				
Fiji	•	•	•	•	•				
Flora	•	•	•	•	•				
Floral Impressions	•	•	•	•	•				
Garden in Bloom	•	•	•	•	•				

	Dusting	Hand-Held Vacuuming	Compressed Air	Hair Dryer (Cool Setting)	Spot-Cleaning	Bathtub Cleaning/ Water Immersion	Ultrasonic Cleaning	Injection/Extraction Cleaning	Steaming
REMEMBRANCE WINDOW SHADES (CONTINUED)									
Kauai	•	•	•	•	•				
Kid's Stuff	•	•	•	•	•				
Medina	•	•	•	•	•				
Milano	•	•	•	•	•				
Mohave	•	•	•	•	•				
Morocco	•	•	•	•	•				
New Orleans	•	•	•	•	•				
Painted Daisy	•	•	•	•	•				
Palazzo	•	•	•	•	•				
Pima	•	•	•	•	•				
Precious Metals	•	•	•	•	•				
Raw Silk	•	•	•	•	•				
Regency Moire	•	•	•	•	•				
Serenade	•	•	•	•	•				
Sheer Delite	•	•	•	•	•				
Sonora	•	•	•	•	•				
Sweet Pea	•	•	•	•	•				
Tick & Toile	•	•	•	•	•				
Traditions	•	•	•	•	•				
Tropical Breeze	•	•	•	•	•				
Umbria	•	•	•	•	•				
Windsor Linen	•	•	•	•	•				
REMEMBRANCE DESIGNER SCREEN WINDOW SHADES									
Arbor Mist	•	•	•	•	•				
Exotic Hues	•	•	•	•	•				
Horizons	•	•	•	•	•				
Melbourne	•	•	•	•	•				
Mirage	•	•	•	•	•				
Nature's Elements	•	•	•	•	•				
Serene	•	•	•	•	•				
Serene Piqué	•	•	•	•	•				
Vista	•	•	•	•	•				
SILHOUETTE® WINDOW SHADINGS									
All Fabrics except	•	•	•	•		•†	•*		
Bon Soir™ 2" & 3"	•	•	•	•			•*		
The Matisse Collection® 2" & 3"	•	•	•	•					
Trés Vue™ 2"	•	•	•	•			•*		
TRIO® CONVERTIBLE SHADES									
Semi-Opaque	•	•			•		•	•	
Light Dimming	•	•			•		•	•	
VERTICAL BLINDS – ALL COLLECTIONS									
Aluminum	•	•	•	•	•		•		
Aluminum – Perforated	•	•	•	•	•		•		
Fabrics	•	•	•	•	•		•	•	
Vinyl	•	•	•	•	•				
Wood	•	•	•	•	•				
VIGNETTE® MODERN ROMAN SHADES									
All Fabrics	•	•	•	•	•		•	•*	•

* Dry method only.

† For wet method, specify that no chemicals are to be used (water only).

‡ Do not immerse headrail in solution.